

# Dynamic Categories Manual

## Getting Started

Welcome to the **Dynamic Category** documentation.

Whether you are a new or an advanced user, you can find some useful information here.

### Go ahead, dive in!

Firstly, please, find our extension in [My Downloadable Products](#) section of our store. Learn [how to install extension](#), and proceed with Quick Start, which will guide you to set up your **Dynamic Category** service.

## How to install the extension

### How to install the extension using composer

1. Backup your store's database and web directory.
2. Login to the SSH console on your server and navigate to the root directory of the Magento 2 store.
3. Copy the installation instructions from the page [My Downloadable Products](#) to the SSH console and press ENTER.
4. Run command `php -f bin/magento module:enable Mirasvit_Core Mirasvit_DynamicCategory Mirasvit_Merchandiser` to enable the extension.
5. Run command `php -f bin/magento setup:upgrade` to install the extension.
6. Run command `php -f bin/magento cache:clean` to clean the cache.
7. Deploy static view files

```
rm -rf pub/static/*; rm -rf var/view_preprocessed/*; php -f bin/magento setup:static-content:deploy
```

### How to install the extension manually

1. Backup your store's database and web directory.
2. Download archive from [My Downloadable Products](#).
3. Unzip the extension locally.
4. Copy unzipped folder to the root directory of the Magento store.
5. Run command `php -f bin/magento module:enable Mirasvit_Core Mirasvit_DynamicCategory Mirasvit_Merchandiser` to enable the extension.
6. Run command `php -f bin/magento setup:upgrade` to install the extension.
7. Run command `php -f bin/magento cache:clean` to clean the cache.

## 8. Deploy static view files

```
rm -rf pub/static/*; rm -rf var/view_preprocessed/*; php -f  
bin/magento setup:static-content:deploy
```










?

# Dynamic Category


The Dynamic Category extension automatically assigns products to categories. It frees up store managers' time and reduces the potential for error when assigning products to categories.

## Checking if the extension is active

In the Magento admin panel sidebar, navigate to **Stores > Configuration > Mirasvit extensions > Developer**. Verify that `Mirasvit_DynamicCategory` is ON.

-  DASHBOARD
-  SALES
-  CATALOG
-  CUSTOMERS
-  MARKETING
-  CONTENT
-  REPORTS
-  STORES
-  SYSTEM

# Configuration

|   |     |
|---|-----|
| GENERAL   | ▼   |
| CATALOG   | ▼   |
| SECURITY  | ▼   |
| CUSTOMERS   | ▼   |
| SALES   | ▼   |
| YOTPO   | ▼   |
| DOTDIGITAL  | ▼   |
|  MIRASVIT EXTENSIONS | 1 ▲ |
| Developer   | 1   |

## Installed Extensions










- Dynamic Categories Yo
- mirasvit/module-core
- Mirasvit\_DynamicCategory OFF

## Menu Settings


## CSS Settings

## Advanced SEO Suite

If the extension is OFF, then run in the command line interface the fifth command in the list [How to install the extension manually](#): `bin/magento module:enable Mirasvit_DynamicCategory`.

-  DASHBOARD
-  SALES
-  CATALOG
-  CUSTOMERS
-  MARKETING
-  CONTENT
-  REPORTS
-  STORES
-  SYSTEM

# Configuration

|  |   |
|--|---|
| GENERAL  | ▼   |
| CATALOG  | ▼   |
| SECURITY   | ▼   |
| CUSTOMERS  | ▼   |
| SALES  | ▼   |
| YOTPO  | ▼   |
| DOTDIGITAL   | ▼   |
|  <b>MIRASVIT EXTENSIONS</b> <span style="background-color: #27ae60; color: white; padding: 2px 5px;">1</span> | ▲   |
| Developer  | <span style="background-color: #27ae60; color: white; padding: 2px 5px;">1</span> |

## Installed Extensions

- [Dynamic Categories](#)
- mirasvit/module-core
- Mirasvit\_DynamicCategory ON

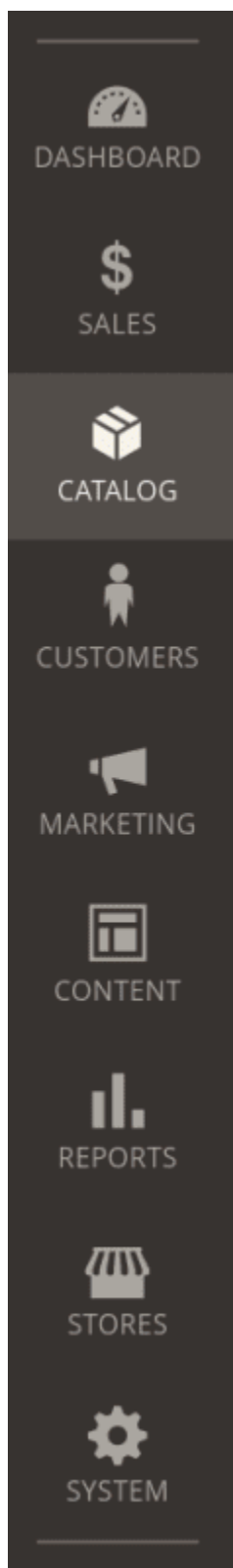
## Menu Settings

## CSS Settings

## Inventory Planner

### Automatically assign categories

Navigate to **Catalog > Categories** using the Magento admin panel sidebar. Locate the existing category or add a new subcategory where you want to use the automatic category assignment.



# Bike (ID: 44)

- ⊕ Gear (ID: 3) (46)
- ⊕ Promotions (ID: 29) (0)
- ⊕ Collections (ID: 7) (13)
- Sale (ID: 37) (0)
- ⊕ Training (ID: 9) (6)
- ⊕ Root category (ID: 42) (0)
- Bike (ID: 44) (0)
- Activity (ID: 47) (10)

## Content

## Display Settings

## Search Engine Optimiz

## Products in Category

### Dynamic Category

### Products Selection Conditions

While editing this category, expand the drop-in menu **Products in Category**. Activate the **Dynamic Category** option and create the conditions for automatic product selection. Specify these conditions under the section **Products Selection Conditions**.

Press the **Save** button to commit changes.

### Using additional custom product attributes


With the Dynamic Category extension, you can use product attributes beyond the standard list. To apply the attributes your store created, they must have activated the option **Use for Promo Rule Conditions**.

attribute1

← Back Delete

|  |     |                   |
|--|-----|-------------------|
| Use in Search Results Layered Navigation | No  | Can be use Price. |
| Position                                 | 0   | Position of       |
| Use for Promo Rule Conditions            | Yes |                   |
| Allow HTML Tags on Storefront            | Yes |                   |
| Visible on Catalog Pages on Storefront   | No  |                   |
| Used in Product Listing                  | No  | Depends o         |
| Used for                                 | ..  |                   |

Navigate to **Stores > Attributes > Products** and select the attribute you need to use for dynamic categories. On the attribute page, open the tab **Storefront Properties** and scroll down the page to the option **Use for Promo Rule Conditions**. Move the option activation switch to **Yes**.



## Bike (ID: 44)

- Collections (ID: 7) (13)
  - Sale (ID: 37) (0)
  - Training (ID: 9) (6)
  - Root category (ID: 42) (0)
    - Bike (ID: 44) (0)
    - Activity (ID: 47) (10)

Content

Display Settings

Search Engine Optimizatio

Products in Category

Dynamic Category

Products Selection  
Conditions

### Using smart attributes and Multi Source Inventory

In addition to default Magento product attributes, the Dynamic Category extension creates a set of its own attributes to use in conditions for assigning products to the category. These are:

- Is New
- Has Active Special Price

- Rating [1...5]
- Number of reviews
- Source

The screenshot displays the Magento 2 admin interface. On the left is a dark sidebar menu with icons and labels for: DASHBOARD, SALES, CATALOG (highlighted), CUSTOMERS, MARKETING, CONTENT, REPORTS, and STORES. The main content area shows the 'Activity (ID: 47)' page. A category tree is visible, with 'Activity (ID: 47) (10)' selected. To the right, there are sections for 'Display Settings', 'Search Engine Optim...', and 'Products in Category...'. Below these are 'Dynamic Category' and 'Products Selection Conditions'.

### Is New

The attribute **Is New** monitors the product attribute **Set Product as New From**. It assigns the product to the category if the current date is between the dates specified in attribute Set Product as New From for the



particular product.

The image shows the Magento product edit interface for a product named "Joust Duffle Bag". On the left is a dark sidebar with navigation icons and labels: SALES, CATALOG, CUSTOMERS, MARKETING, CONTENT, REPORTS, STORES, SYSTEM, and FIND PARTNERS & EXTENSIONS. The main content area has a light background with the product title "Joust Duffle Bag" at the top. Below the title are several attribute sections, each with a label and a value field:

- weight** [global]: Value field contains "105".
- Categories** [global]: Value field contains "Gear" and "Bags" with close buttons.
- Visibility** [store view]: Value field contains "Catalog, Search".
- Set Product as New From** [website]: Value field contains "04/13/2021" and a calendar icon.
- Country of Manufacture** [website]: Value field is empty.
- Activity** [global]: Value field is a dropdown menu with options: Hike, Outdoor, Running, Warmup, Yoga, and Recreation.

The standard Magento **New** attribute is applied to products that have activated the attribute option New.

-   
DASHBOARD
-   
SALES
-   
CATALOG
-   
CUSTOMERS
-   
MARKETING
-   
CONTENT
-   
REPORTS
-   
STORES
-   
SYSTEM

# Joust Duffle Bag

**Eco Collection**  No  
[global]

**Performance Fabric**  No  
[global]

**Erin Recommends**  No  
[global]

**New**  Yes  
[global]

**Sale**  No  
[global]

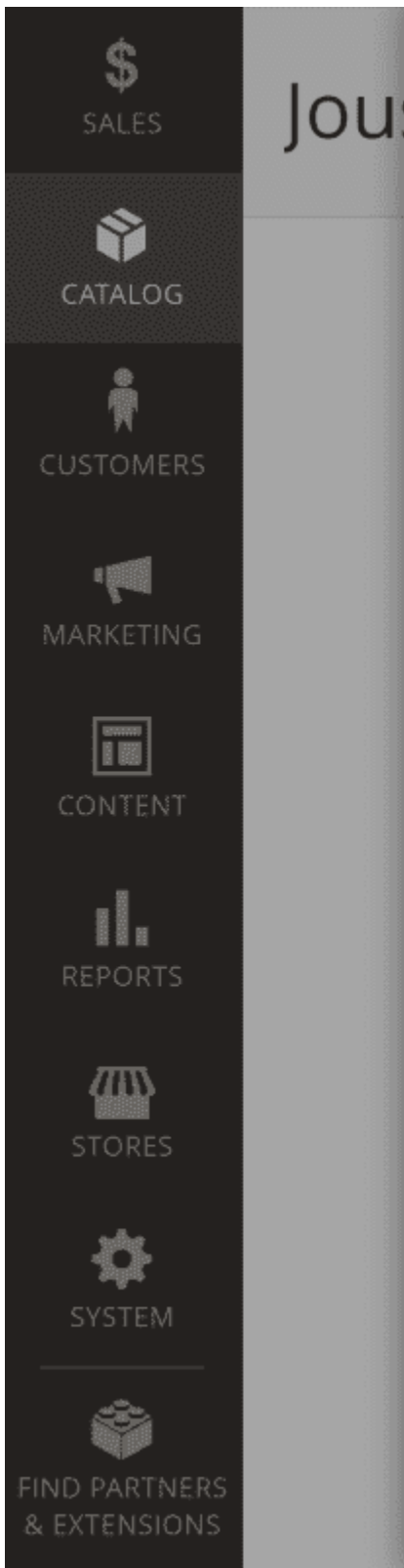
## Content

## Configurations

Configurable products allow customers to choose options (Ex: s  
create a simple product for each configuration (Ex: a product fo

### Has Active Special Price

With this attribute, a product can be assigned to a category if the current date is in between the dates of **Special Price From** parameter. This parameter is located on the **Advanced Pricing** page.




Jobs

## Advanced Pricing

**Special Price**  
[global]

**Special Price From**  
[website]

**Cost**  
[global]

**Customer Group Price**

| Website                            | Customer Group |
|------------------------------------|----------------|
| <input type="button" value="Add"/> |                |

**Minimum Advertised Price**  
[global]

### Rating [1...5]

Using this attribute, you can segregate products with the desired user rating. You can specify decimal fraction number from 1 to 5 and condition that the product rating was exactly that specified number, higher or lower.



# Activity (ID: 47)

## Products Selection Conditions

If ALL

Rating



Only prod  
save.

Previ

DASHBOARD



SALES



CATALOG



CUSTOMERS



MARKETING



CONTENT



REPORTS



STORES



SYSTEM



FIND PARTNERS  
& EXTENSIONS

Search

Reset Filter

90 rec

| ID                   | Name                  | SKU                  |
|----------------------|-----------------------|----------------------|
| <input type="text"/> | <input type="text"/>  | <input type="text"/> |
| 2030                 | Ina Compression Short | WSH                  |
| 2023                 | Ana Running Short     | WSH                  |
|                      | Mimi All              |                      |

### Number of reviews

Assign products that have a specified number of user reviews.

# Activity (ID: 47)

- DASHBOARD
- SALES
- CATALOG
- CUSTOMERS
- MARKETING
- CONTENT
- REPORTS
- STORES
- SYSTEM
- FIND PARTNERS & EXTENSIONS

## Products Selection Conditions

If ALL

Num



Only prod  
save.

Previ

Search

Reset Filter

89 rec

| ID                   | ↑ | Name                  | SKU                  |
|----------------------|---|-----------------------|----------------------|
| <input type="text"/> |   | <input type="text"/>  | <input type="text"/> |
| 2046                 |   | Erika Running Short   | WSH                  |
| 2030                 |   | Ina Compression Short | WSH                  |
|                      |   | Ana Running           |                      |

Put only an integer number if you want to match the exact number of reviews using the condition **is**.

## Source

For multi-channel inventories, you can select products that are located in the same physical location (warehouse, brick-and-mortar store, drop shippers, distribution centers, etc.).



# Activity (ID: 47)

 DASHBOARD

 SALES

 CATALOG

 CUSTOMERS

 MARKETING

 CONTENT

 REPORTS

 STORES

 SYSTEM

 FIND PARTNERS

Dynamic Category



Manage condition

Products Selection Conditions

If ALL

Source



Only products save.

Previous

Search

Reset Filter

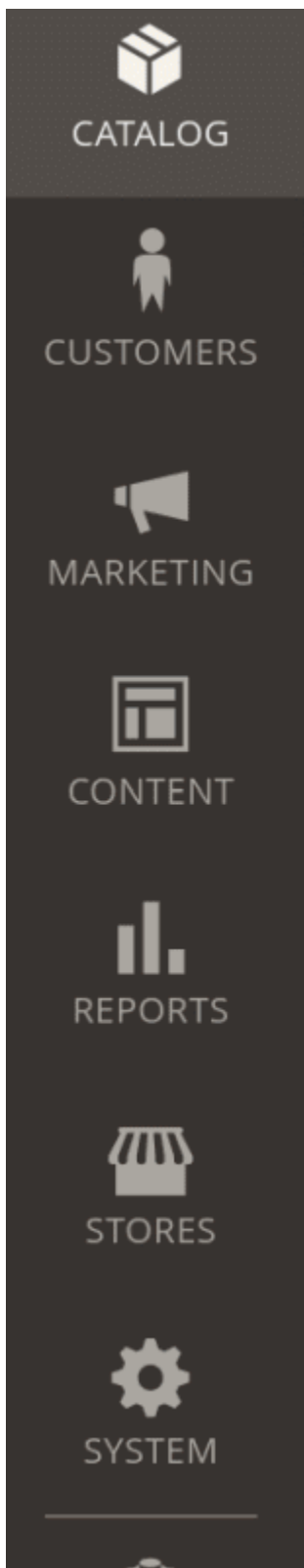
11 records

| <input checked="" type="checkbox"/> | ID ↑                 | Name                 |
|-------------------------------------|----------------------|----------------------|
| Yes ▾                               | <input type="text"/> | <input type="text"/> |
| <input checked="" type="checkbox"/> | 10                   | LifeLong             |

When using the **Source** parameter, you can specify only one source at once. Add the new **Source** parameter to add one more source to condition.

## Quickly distinguish dynamic categories

You can easily see which categories have the dynamic category option activated. Such categories in the category tree have a green dot in the left upper corner of the folder icon.



# Sale (ID: 37)

- Men (ID: 11) (0)
- Gear (ID: 3) (46)
- Promotions (ID: 29) (0)
- Collections (ID: 7) (13)
- Sale (ID: 37) (0)**
- Training (ID: 9) (6)
- Root category (ID: 42) (0)
- Bike (ID: 44) (33)
- Activity (ID: 47) (10)

Category

Content

Display S

Search E










Products

Dynamic

## Updating indexers

Categories should be automatically updated as the changes are applied when the Save button is pressed.

If the category is still displayed as empty on the frontend of the store, navigate to **System > Tools > Index Management**. Check to see if the **Category Products** indexer needs reindexing.

-   
DASHBOARD
-   
SALES
-   
CATALOG
-   
CUSTOMERS
-   
MARKETING
-   
CONTENT
-   
REPORTS
-   
STORES
-   
SYSTEM

# Index Management

11 records found

| <input type="checkbox"/> | Indexer              | Description                            |
|--------------------------|----------------------|--|
| <input type="checkbox"/> | Design Config Grid   | Rebuild design config grid in          |
| <input type="checkbox"/> | Customer Grid        | Rebuild Customer grid index            |
| <input type="checkbox"/> | Category Products    | Indexed category/products association  |
| <input type="checkbox"/> | Product Categories   | Indexed product/categories association |
| <input type="checkbox"/> | Catalog Rule Product | Indexed rule/product associati         |
| <input type="checkbox"/> | Product EAV          | Index product EAV                      |
| <input type="checkbox"/> | Stock                | Index stock                            |

To reindex in command line interface, execute the command `bin/magento indexer:reindex`. This command reindexes one time only. To keep indexers up-to-date, you must set up a cron job.





# LUMA

[What's New](#)

[Women](#) ▾

[Men](#) ▾

[Gear](#) ▾

[Sale](#)

[Traini](#)

[Home](#) > [Activity](#)

## Activity

[Compare Products](#)

You have no items to compare.

[My Wish List](#)

You have no items in your wish list.



We can't find products matching your search.

### Note

You can reindex dynamic categories with the following command:

bin/magento mirasvit:dynamic-category:reindex

## Dynamic category usage example

The task is to segregate available products for physical activity into their own category.

To do so, create a new category **Activity** as a subcategory of a **Default Category**. Read the [Magento User Guide on Creating Categories](#) for detailed instructions.

One or more **indexers are invalid**. Make sure your **Magento c**

## New Category

Add Root Category

Add Subcategory

Collapse All | Expand All

📁 Default Category (ID: 2) (2046)

Enable Category [store view]

Include in Menu [store view]

Category Name \* [store view]

Content

Display Settings

The new **Activity** category is empty for now:



# LUMA

[What's New](#)[Women](#) ▾[Men](#) ▾[Gear](#) ▾[Sale](#)[Training](#) ▾[R](#)[Home](#) > [Activity](#)

## Activity

### Compare Products

You have no items to compare.

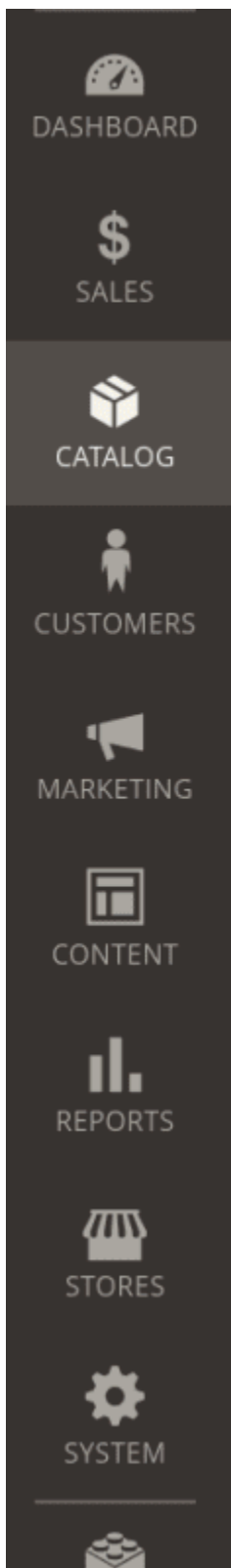


We can't find products matching the selected criteria.

### My Wish List

You have no items in your wish list.

To automatically fill it with products, activate the dynamic category switch in the drop-in menu Products in Category and this will activate the availability of the option **Products Selection Conditions**.



# Activity (ID: 41)

- Sale (ID: 37) (0)
- Training (ID: 9) (6)
- **Activity (ID: 41) (49)**
- Root category (ID: 42) (0)
- Bike (ID: 44) (33)

## Content

## Display Settings

## Search Engine Optimiza

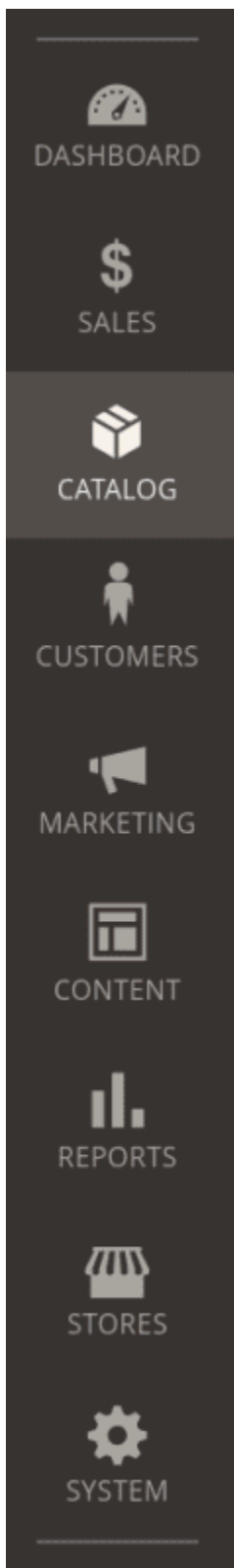
## Products in Category

### Dynamic Category

### Products Selection Conditions

Specify the condition as:

- Product attributes – Activity
- is one of
- exact value
- specify the activity (Hike, Outdoor, Running, Gym, Climbing, etc.)



## Activity (ID: 45)

Dynamic Category

Products Selection  
Conditions

Press the button **Preview Products** to look at the item that will be automatically placed in the **Activity** category. If some products are missing or wrongfully present – edit the **Products Selection Conditions** accordingly.

When finished editing the conditions for automatic product assignment for the category – press the **Save** button.

## How to upgrade extension

To upgrade the extension, follow these steps:

1. Backup your store's database and web directory.
2. Login to the SSH console of your server and navigate to the root directory of the Magento 2 store.
3. Run command `composer require mirasvit/module-dynamic-category:* --update-with-dependencies` to update current extension with all dependencies.

### Note

In some cases, the command above is not applicable, or it's not possible to update just the current module, or you need to upgrade all Mirasvit modules in a bundle. In this case, the command above will have no effect.

Run instead `composer update mirasvit/*` command. It will update all Mirasvit modules installed in your store.

4. Run command `php -f bin/magento setup:upgrade` to install updates.
5. Run command `php -f bin/magento cache:clean` to clean the cache.
6. Deploy static view files

```
rm -rf pub/static/*; rm -rf var/view_preprocessed/*; php -f bin/magento setup:static-content:deploy
```

## Disabling the Extension

### Temporarily Disable

To temporarily disable the extension please follow these steps:

1. Login to the SSH console on your server and navigate to the root directory of the Magento 2 store.
2. Run the command `php -f bin/magento module:disable Mirasvit_DynamicCategory Mirasvit_Merchandiser` to disable the extension.
3. Log in to the Magento backend and refresh the store cache (if enabled).

### Extension Removal

To uninstall the extension, please follow these steps:

1. Login to the SSH console on your server and navigate to the root directory of the Magento 2 store.
2. Run command `php -f bin/magento module:disable Mirasvit_DynamicCategory Mirasvit_Merchandiser` to disable the extension.
3. Run command `composer remove mirasvit/module-dynamic-category` to remove the extension.
4. Log in to the Magento backend and refresh the store cache (if enabled).

## Change Log

## 1.3.8

(2023-09-13)

### Fixed

- Warning: Trying to access array offset on value of type bool in Mirasvit/DynamicCategory/Service/AttributeService.php on line 108
- 

## 1.3.7

(2023-09-08)

### Fixed

- Smart Attribute "Is Salable"
- 

## 1.3.6

(2023-09-06)

### Fixed

- If child product is assigned to dynamic category on product save parent product is assigned as well
- 

## 1.3.5

(2023-08-29)

### Fixed

- Assign dynamic category from product page
- 

## 1.3.4

(2023-08-25)

### Fixed

- Updated *db\_schemawhitelist.json*
- 

## 1.3.2

(2023-08-18)

## **Fixed**

- Issue with quantity condition
- 

## **1.3.1**

*(2023-08-10)*

## **Improvements**

- Added a brand-new sub-module "Visual Merchandizer", which provides a more user-friendly interface and allows for visually ordering products within the category
  - Added the ability to manually assign products to dynamic categories, allowing categories to contain both manually added products and products filtered by rules simultaneously
  - Queue status visualization
- 

## **1.2.28**

*(2023-07-28)*

## **Improvements**

- Ability to not automatically include the parent product if its child is included in a dynamic category
- 

## **1.2.27**

*(2023-07-24)*

## **Fixed**

- Category data is not saved under certain conditions
- 

## **1.2.26**

*(2023-07-13)*

## **Fixed**

- Products are not showing on the preview
- 

## **1.2.24**

*(2023-06-13)*



## Fixed

- Error "array\_diff(): Argument #2 must be of type array, null given in Plugin/Backend/AddDynamicCategoryOnProductSaveM243Plugin"
- 

## 1.2.23

(2023-06-07)

## Improvements

- Added a warning for manually assigning dynamic categories

## Fixed

- Compatibility with the Enterprise version
- 

## 1.2.22

(2023-05-16)

## Improvements

- Speed up rule validation

## Fixed

- Reverting data during reindexing
- 

## 1.2.20

(2023-04-27)

## Fixed

- Validation for multiselect attributes
- 

## 1.2.18

(2023-04-18)

## Fixed

- Store ID during reindex
-

## 1.2.17

(2023-04-04)

### Fixed

- Error "Table mage\_catalog\_product\_category\_cl does not exist"
- 

## 1.2.15

(2023-04-03)

### Fixed

- Compatibility with PHP 8.2
- Compatibility with Magento 2.3.2
- Issue with backlog products

### Improvements

- Speedup rule validation
- 

## 1.2.14

(2023-03-07)

### Fixed

- Error "Unique constraint violation found"
  - Error "You cannot define a correlation name 'tbl\_categoryids'"
- 

## 1.2.13

(2023-03-02)

### Fixed

- Child product validation
- 

## 1.2.12

(2023-02-22)

### Fixed

- The issue when reindex remove all products from a category
- 

## 1.2.8

(2023-01-25)

### Fixed

- URL rewrites during dynamic category saving`
  - Console command stops reindex process on the first error
- 

## 1.2.7

(2023-01-20)

### Fixed

- Removing rewrites
- 

## 1.2.6

(2023-01-06)

### Improvements

- Memory usage during reindex
- 

## 1.2.5

(2022-12-15)

### Fixed

- The error "Area code is not set"
  - Removing rewrites during reindex
- 

## 1.2.4

(2022-12-05)

### Fixed

- The error "Integrity constraint violation: 1062 Duplicate entry for key 'CATALOG\_CATEGORY\_PRODUCT\_CATEGORY\_ID\_PRODUCT\_ID'"

---

## 1.2.3

(2022-12-04)

### Fixed

- Website filter (exclude products that do not assign to website)
- 

## 1.2.2

(2022-11-27)

### Fixed

- Results for "Any" aggregator
  - Preview does not take in the consideration the option "Exclude Products"
- 

## 1.2.1

(2022-11-08)

### Improvements

- Moved category reindex to Message queues
- 

## 1.1.13

(2022-11-03)

### Fixed

- Smart conditions
- 

## 1.1.12

(2022-10-25)

### Fixed

- Rule validation on reindex
- 

## 1.1.11

(2022-10-10)

## Fixed

- Error "str\_replace(): Argument #3 (\$subject) must be of type array|string, Magento\Framework\DB>Select given"
- 

## 1.1.10

(2022-10-07)

## Fixed

- The issue when reindex do not disable on save
- 

## 1.1.9

(2022-10-05)

## Fixed

- Issue when category does not reindex on save
- 

## 1.1.8

(2022-09-23)

## Improvements

- Speedup rule validation
- 

## 1.1.7

(2022-09-05)

## Improvements

- Added option "Run with Reindex Process"
- 

## 1.1.6

(2022-08-04)

## Fixed

- Condition "Has Active Special Price" does not include catalog rule discount
- 

## 1.1.5

(2022-07-28)

### Improvements

- Added option "Reindex after save"
- 

## 1.1.4

(2022-07-11)

### Improvements

- Added the ability to select products by pattern

### Fixed

- Dynamic Category icon for categories with children
  - Timeout issue when saving dynamic category
- 

## 1.1.3

(2022-06-20)

### Improvements

- remove db\_schema\_whitelist.json
- 

## 1.1.2

(2022-06-14)

### Fixed

- Compatibility php7.1
- 

## 1.1.1

(2022-05-25)

### Fixed

- Assign category when saving product through API
- 

## **1.1.0**

*(2022-05-23)*

### **Improvements**

- Migrate to declarative schema
- 

## **1.0.29**

*(2022-03-21)*

### **Fixed**

- Issue when cannot disable dynamic category
- 

## **1.0.28**

*(2022-02-10)*

### **Improvements**

- Added parent/child conditions
- 

## **1.0.26**

*(2022-01-19)*

### **Improvements**

- Added option "Exclude Products"
- 

## **1.0.25**

*(2021-12-24)*

### **Fixed**

- Reindex category on save
- 

## **1.0.24**

*(2021-11-23)*

## **Improvements**

- Indexation workflow
- 

## **1.0.23**

*(2021-11-19)*

## **Fixed**

- Compatibility with m2.4.2
- 

## **1.0.22**

*(2021-11-09)*

## **Improvements**

- Decrease reindex time
- 

## **1.0.21**

*(2021-11-03)*

## **Improvements**

- Added smart attribute "Created"

## **Fixed**

- Condition "Has Active Special Price is No"
- 

## **1.0.20**

*(2021-10-12)*

## **Improvements**

- Added option "Reindex Mode"
- 

## **1.0.19**



*(2021-08-05)*

## **Fixed**

- Assign product to category on product save using REST API
- 

## **1.0.18**

*(2021-06-29)*

## **Improvements**

- Validation of the configurable products
- 

## **1.0.17**

*(2021-05-28)*

## **Improvements**

- Added new condition "Is Salable"
  - Added the ability to copy rules from other dynamic categories
- 

## **1.0.16**

*(2021-04-13)*

## **Fixed**

- Call to a member function isStatic() on bool in vendor/magento/module-eav/Model/Entity/Collection/AbstractCollection.php (deleted attribute)
- 

## **1.0.15**

*(2021-04-12)*

## **Fixed**

- JS error on the category tree (rules)
- 

## **1.0.14**

*(2021-01-11)*

## **Fixed**

- Apply Sale rule on configurable products too
- 

## **1.0.13**

*(2021-01-07)*

## **Fixed**

- Compatibility with PHP 7.1
- 

## **1.0.12**

*(2020-12-22)*

## **Fixed**

- Display of attributes of type "textarea"

## **Improvements**

- Speedup category reindex
- 

## **1.0.11**

*(2020-12-11)*

## **Fixed**

- Rename condition "On Sale" to "Has Active Special Price"

## **Improvements**

- Added command "mirasvit:dynamic-category:reindex"
- 

## **1.0.10**

*(2020-12-01)*

## **Improvements**

- New rule condition by product rating
  - New rule condition by number of reviews
-

## 1.0.9

*(2020-11-26)*

### Fixed

- Rule condition for the attribute "Quantity"
- 

## 1.0.8

*(2020-11-10)*

### Fixed

- Compatibility with m2.3.2
- 

## 1.0.7

*(2020-10-16)*

### Fixed

- Minor fixes
- 

## 1.0.6

*(2020-10-12)*

### Fixed

- Issue with reindex
- 

## 1.0.5

*(2020-10-12)*

### Fixed

- Issue with reindex
- 

## 1.0.4

*(2020-10-09)*

## **Improvements**

- Added filter by Product Type
- 

## **1.0.3**

*(2020-10-08)*

### **Fixed**

- On sale feature
- 

## **1.0.2**

*(2020-10-06)*

## **Improvements**

- New conditions
- 

## **1.0.1**

*(2020-09-23)*

### **Fixed**

- Minor fixes
- 

## **1.0.0**

*(2020-09-21)*

### **Features**

- Initial release